

SCAMIT Code: HYP 24

Date Examined: 13 June 1983

Voucher by: David E. Montagne  
(LACO)

SYNONYMY: Dorvilleidae sp. C Montagne  
Dorvilleidae sp. C SCAMIT 1983

LITERATURE: SCAMIT Newsletter 2 (3) 1983

DIAGNOSTIC CHARACTERS:

1. Typical complete specimen 5mm long, 1mm wide, excluding parapodia, has 33 setigers.
2. Prostomium eyeless, broad, truncated; prostomial tentacles pseudo-articulated, long, equal to or exceeding length of prostomium; palps articulated, insert ventro-laterally, palpostyles 3X length of palpophores; palps extend back to anterior margin of setiger 1.
3. Mandibles drawn out into lateral wings distally, anterior margin of wings untoothed; lateral wings more weakly chitinized than shafts; mandibles fused for short length just proximal to anterior margin.
4. Maxillary apparatus does not develop fully into K-type, transitional between P- and K-types; maxillary carriers bear teeth along margin. Maxillae I do not bear posterior processes.
5. Setigers bear well developed parapodia and dorsal and ventral lateral lobes; dorsal segmental lobes ovate in lateral view, 1/4 to 1/3 length of parapodia; ventral lobes similar in shape to dorsal but larger, 1/2 length of parapodia.
6. Parapodia are uniramous, bearing an acicular lobe, a setal lobe, and a short blunt ventral cirrus, there is no dorsal cirrus; setae long simple falcigers and heterogomph falcigers.
7. Pygidium wider than long, with two laterally inserted cirriform anal cirri and a ventral-medial palpode.

RELATED SPECIES AND CHARACTER DIFFERENCES:

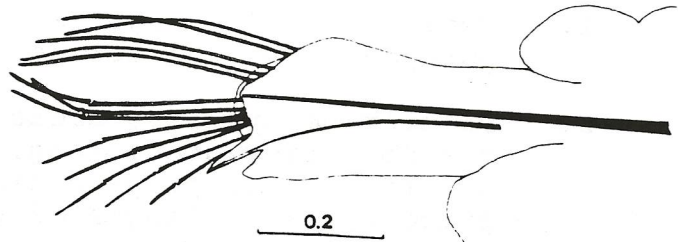
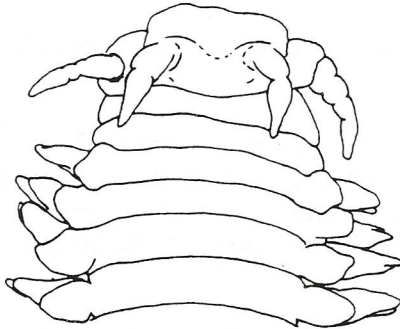
Ophryotrocha sp. C is most quickly distinguished from other Ophryotrocha by the presence and form of the dorsal and ventral lobes.

DISTRIBUTION:

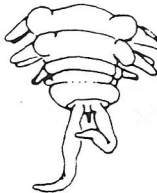
SCAMIT  
HR - 7 mile pipe

96119 CSDJC Sta O 50m

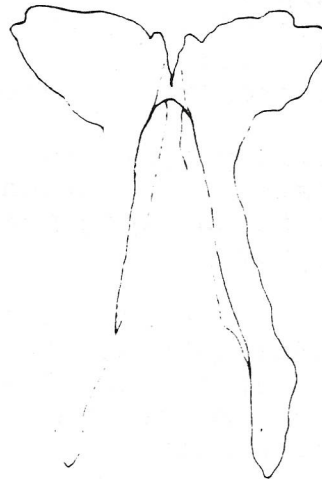
Species C is known only from southern California, where it occurs sympatrically with spp. A and B around L.A. County's and L.A. City's sewage outfalls.



0.5



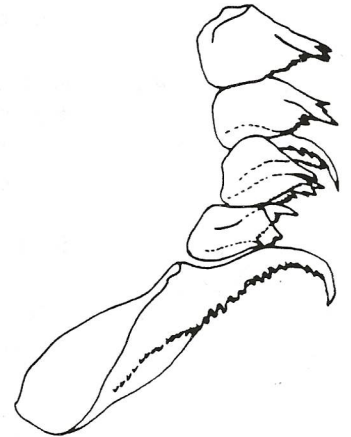
0.1



0.02



0.1



Ophryotrocha sp C