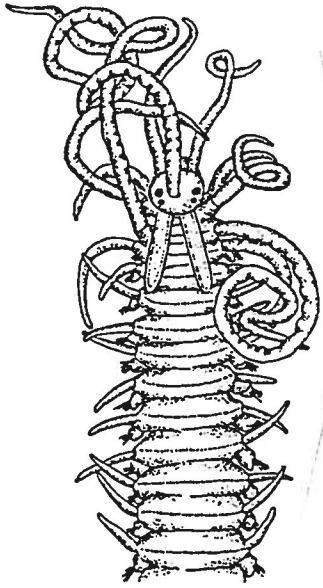
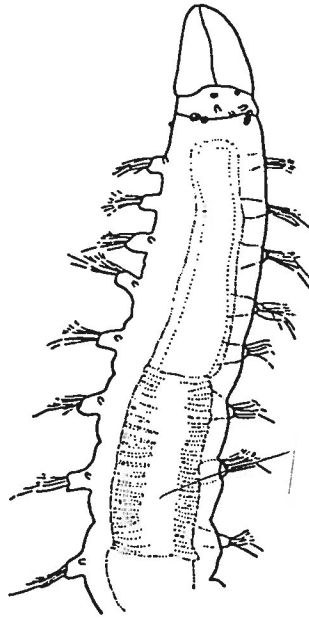


SYLLIDAE

subfamilies

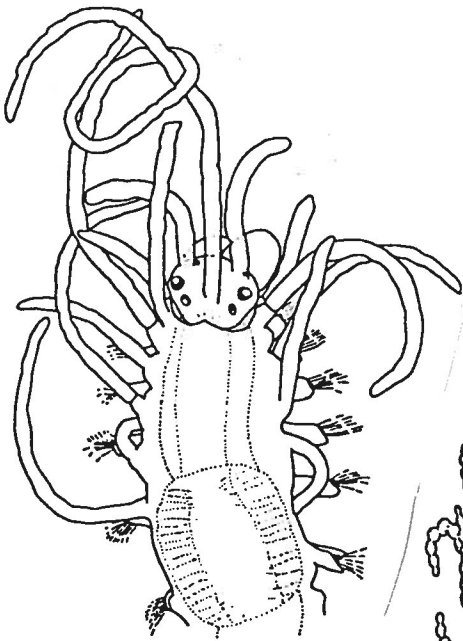


Autolytinae
no ventral cirri

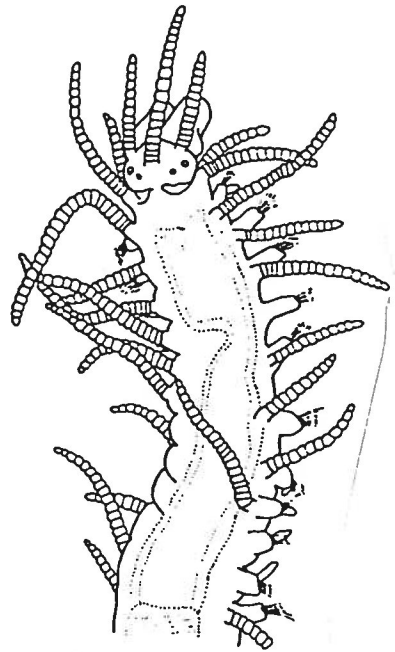
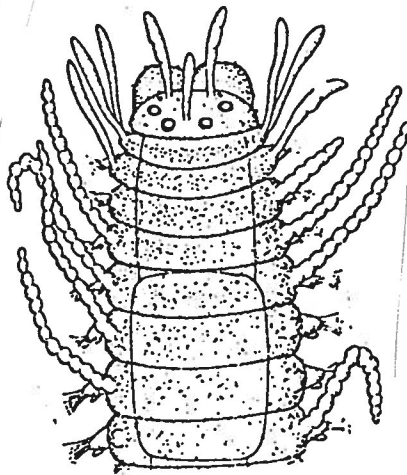


Exogoninae
- palps fused
- dorsal cirri reduced

pro + intriculer
only in syllids



Eusyllinae
- fused basally only
- not fused
- vent dors cirri double
- smooth cirri except
one sp. @ cirri articulated
- after setiger 3.
- no posticirri anal



Syllinae
- cirri articulated (head)

Autolytinae

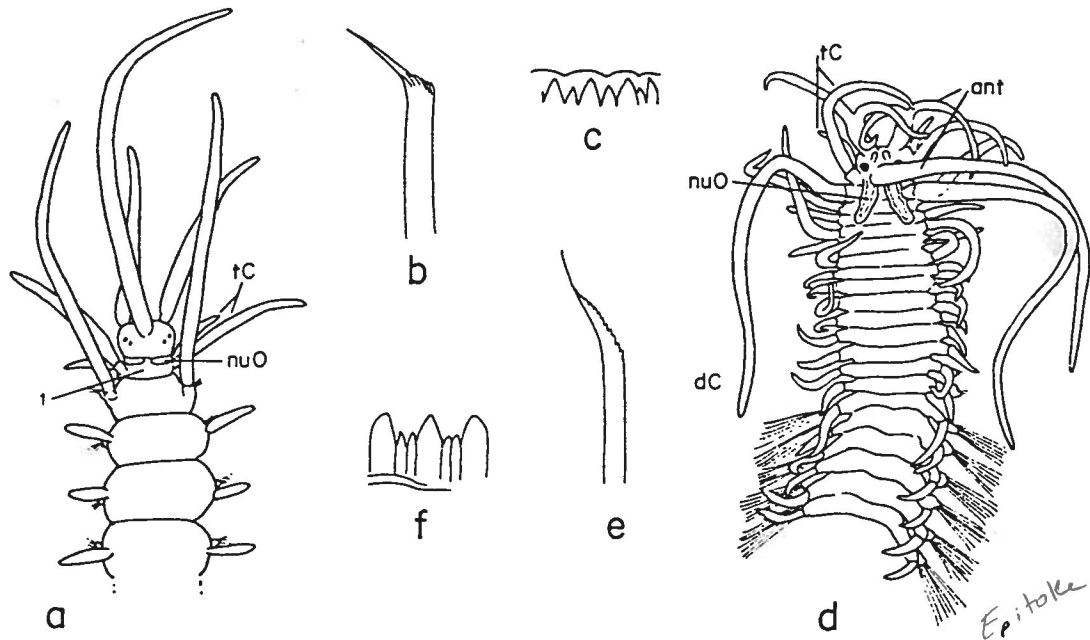


FIG. 13. SYLLIDAE: *Autolytus cornutus*: a, anterior end, dorsal view; b, upper simple seta; c, part of trepan. *A. magnus*: d, polybostrichus stage; e, upper simple seta [schematic]. *A. verrilli*: f, part of trepan. Sources: a, c-e, Imajima (1966b); b, Gidholm (1966b); f, Marenzeller (1892) [a, c-f, modified].

54

