

CLASS HOLOTHOROIDEA

Subclass Dendrochirotea

Order Dendrochirotida

Diagnosis. Tentacles highly branched, 10-30 in number. Calcareous ring simple or complex; retractor muscles present. (e.g., *Psolidium*, *Psolus*, *Lissothuria*.)


Family Psolidae

Diagnosis. Dorsal body wall more or less completely covered by scales. Ventral body wall flat, not covered by scales, functioning as a "sole". Mouth and anus dorsal, usually protected by valves.

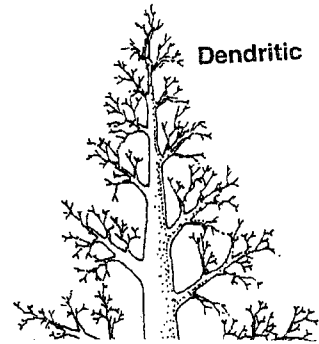
Psolus chitinoides

Psolus squamatus

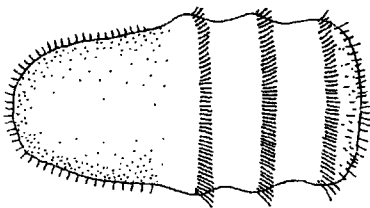
General Body Design:



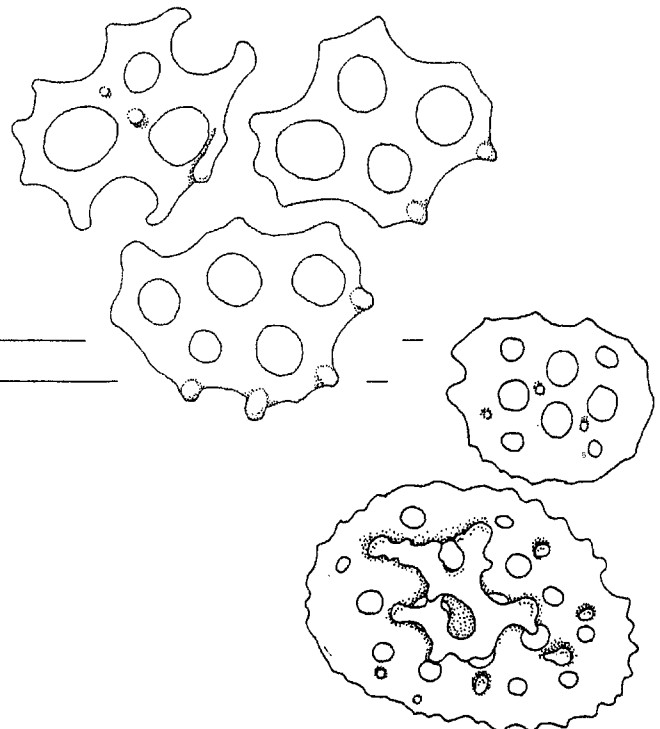
General Tentacle Morphology:



Larvae Morphology:



General Ossicle Morphology:



General Ring Canal Morphology:

